

Scaled data based on original data using  
LM-79-08 Approved Method: Electrical and Photometric Measurements of Solid-  
State Lighting Products

Test Report Prepared for  
Cooper Lighting Solutions  
(formerly Eaton)

Brand: McGRAW-EDISON

Report Number: P385870

Luminaire Tested: **GWC-SA1C-722-U-T4FT-HSS**

Issue Date: 3/3/2020

**Test Information**

Test Method: LM-79-08  
Report Number: P385870  
TEST IS SCALED FROM IESNA LM-79-08 TEST DATA (G2-1903-205-17)  
Test Lab: INNOVATION CENTER  
Issue Date: 3/3/2020  
Manufacturer: COOPER LIGHTING SOLUTIONS (FORMERLY EATON)  
Product Line: MCGRAW-EDISON  
Catalog Number: GWC-SA1C-722-U-T4FT-HSS  
Description: GALLEON WALL LUMINAIRE  
(1) 70 CRI, 2200K, 1050mA LIGHTSQUARE WITH 16 LEDS AND TYPE IV FORWARD  
THROW OPTICS WITH HOUSE SIDE SHIELD  
Light Source: -  
Ballast/Driver: ELECTRONIC DRIVER

**Summary**

Lumens per Lamp: N/A  
Luminaire Lumens: 3943 lumens  
Efficiency: N/A  
Efficacy: 68.0 lumens/watt  
Luminous Opening: Rectangular (W 0.5' x L: 0.5' x H: 0')  
IES Classification: Type IV - Short  
BUG Rating: B1 - U0 - G2

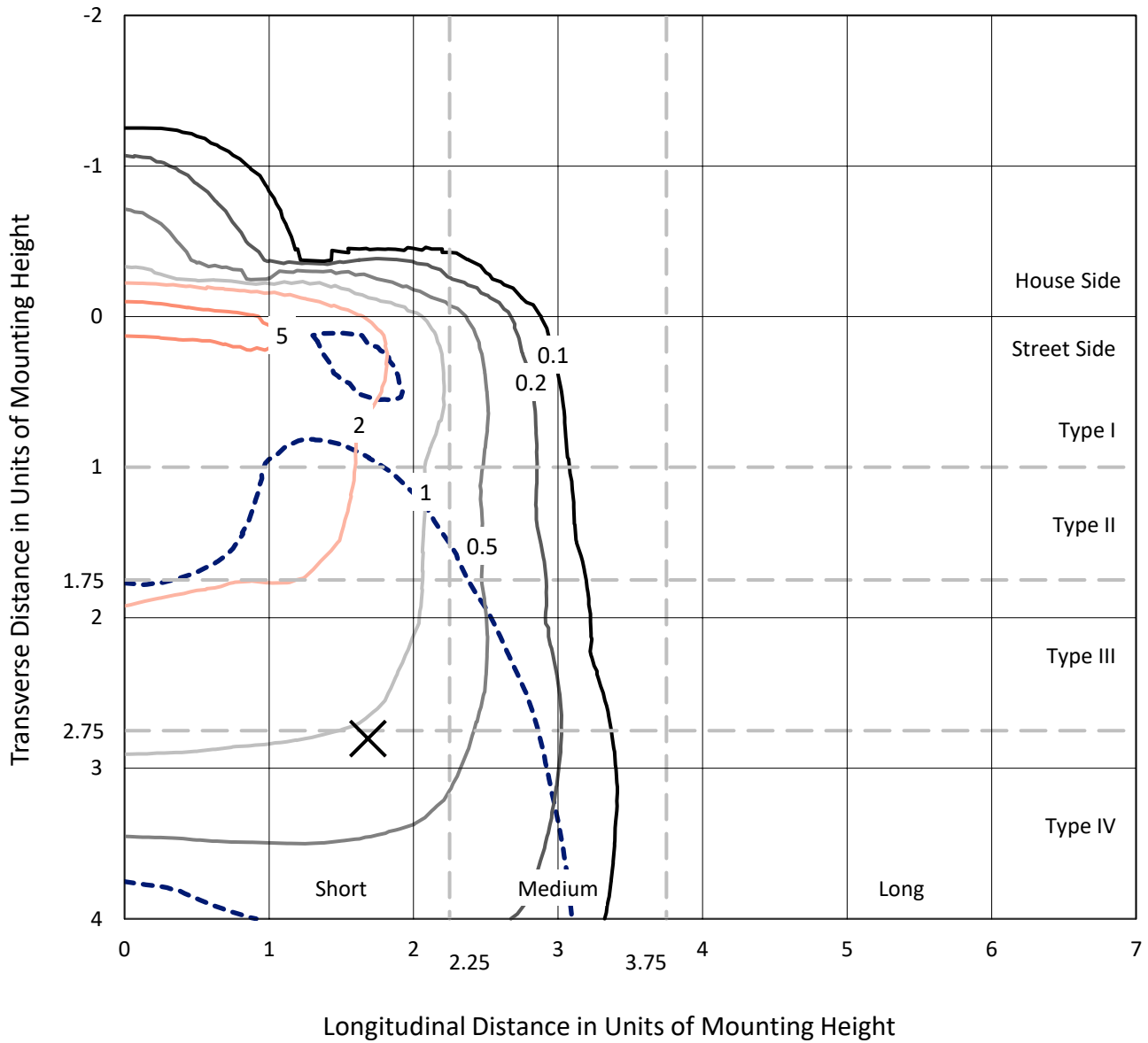
Input Watts (W): 58  
Input Voltage (V): NR  
Input Current (Ain): NR  
Voltage Rise (V): NR  
Power Factor: NR  
Total Harmonic Distortion (THDi): NR  
Frequency (hertz): 60  
Stabilization Time: NR  
Operation Time: NR  
Ambient Temperature (°C): NR  
Test Distance: 24 FT



REPORT NUMBER: P385870  
 CATALOG NUMBER: GWC-SA1C-722-U-T4FT-HSS

### Iso-Footcandle Lines of Horizontal Illumination

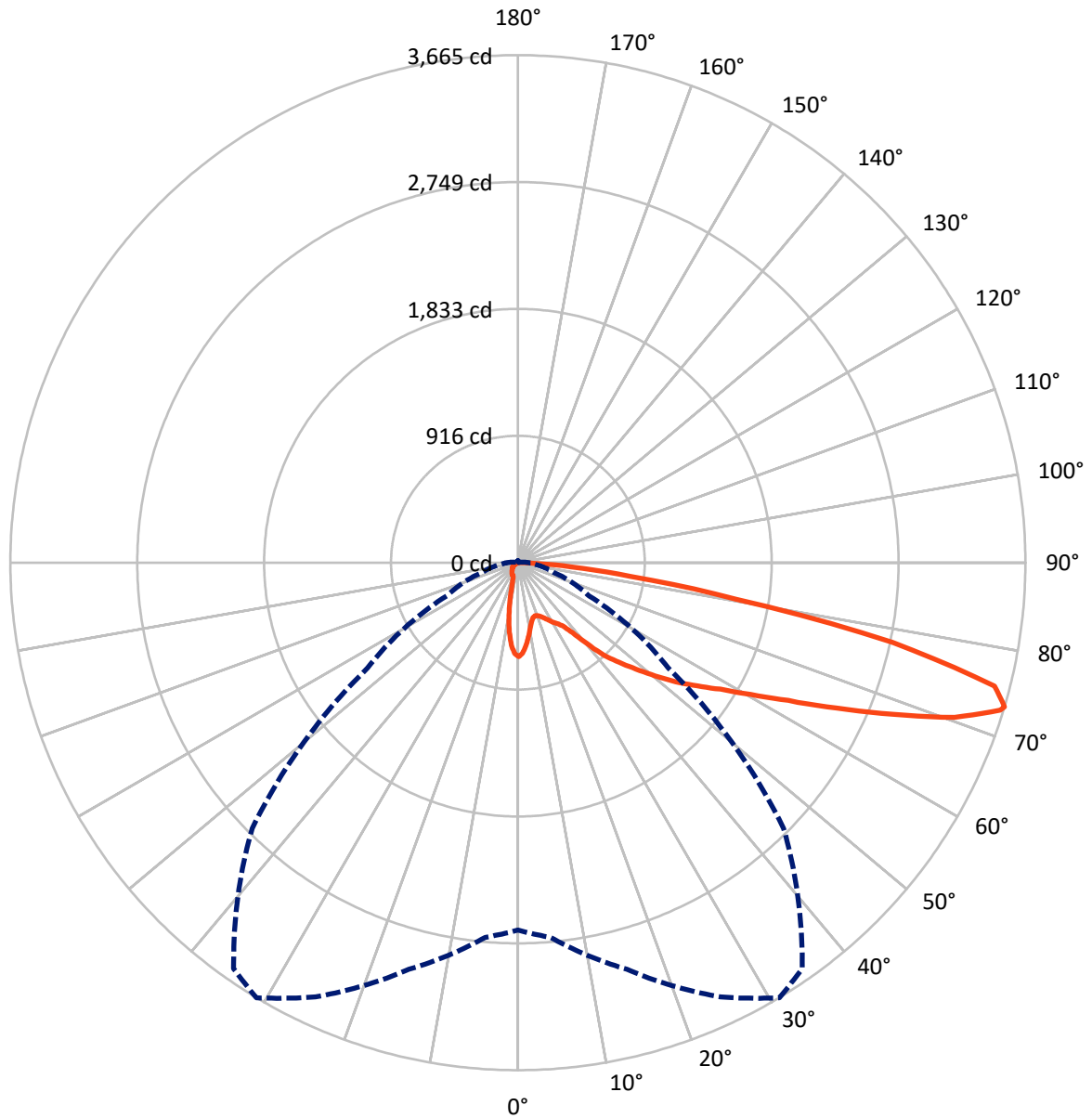
✕ Max cd  
 - - - 1/2 Max cd



Based on 10 foot mounting height. Maximum calculated value = 6.8 fc  
 Type IV - Short - N/A

REPORT NUMBER: P385870  
CATALOG NUMBER: GWC-SA1C-722-U-T4FT-HSS

### Luminous Intensity Polar Plot



— Vertical Plane Through 31-Deg Lateral    - - - Horizontal Cone Through 73-Deg Vertical



REPORT NUMBER: P385870  
 CATALOG NUMBER: GWC-SA1C-722-U-T4FT-HSS

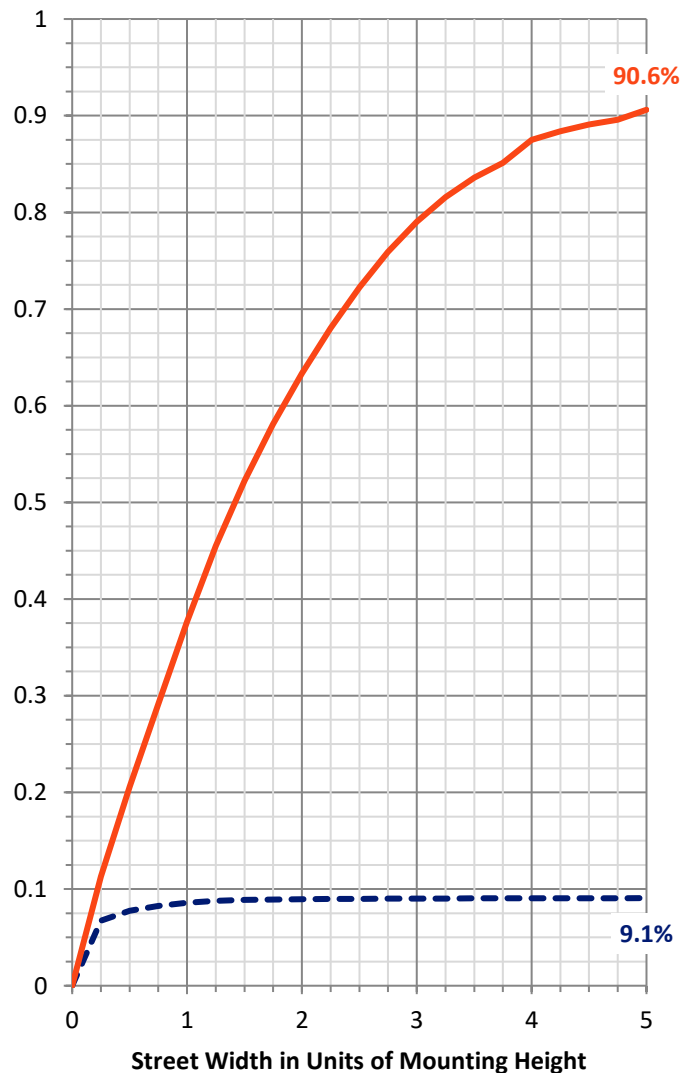
**FLUX DISTRIBUTION:**

		Downward	Upward	Total
<b>House Side</b>	Lumens	359.4	0.0	359.4
	% Fixture	9.1	0.0	9.1
<b>Street Side</b>	Lumens	3583.6	0.0	3583.6
	% Fixture	90.9	0.0	90.9
<b>Total</b>	Lumens	3943.0	0.0	3943.0
	% Fixture	100.0	0.0	100.0

**Coefficient of Utilization**

**ZONAL LUMENS:**

Zone	Lumens	% Fixture
0°-10°	56.2	1.4
10°-20°	122.1	3.1
20°-30°	183.0	4.6
30°-40°	291.1	7.4
40°-50°	519.9	13.2
50°-60°	806.7	20.5
60°-70°	1072.4	27.2
70°-80°	806.7	20.5
80°-90°	84.8	2.1
90°-100°	0.0	0.0
100°-110°	0.0	0.0
110°-120°	0.0	0.0
120°-130°	0.0	0.0
130°-140°	0.0	0.0
140°-150°	0.0	0.0
150°-160°	0.0	0.0
160°-170°	0.0	0.0
170°-180°	0.0	0.0
0°-90°	3943.0	100.0
0°-180°	3943.0	100.0



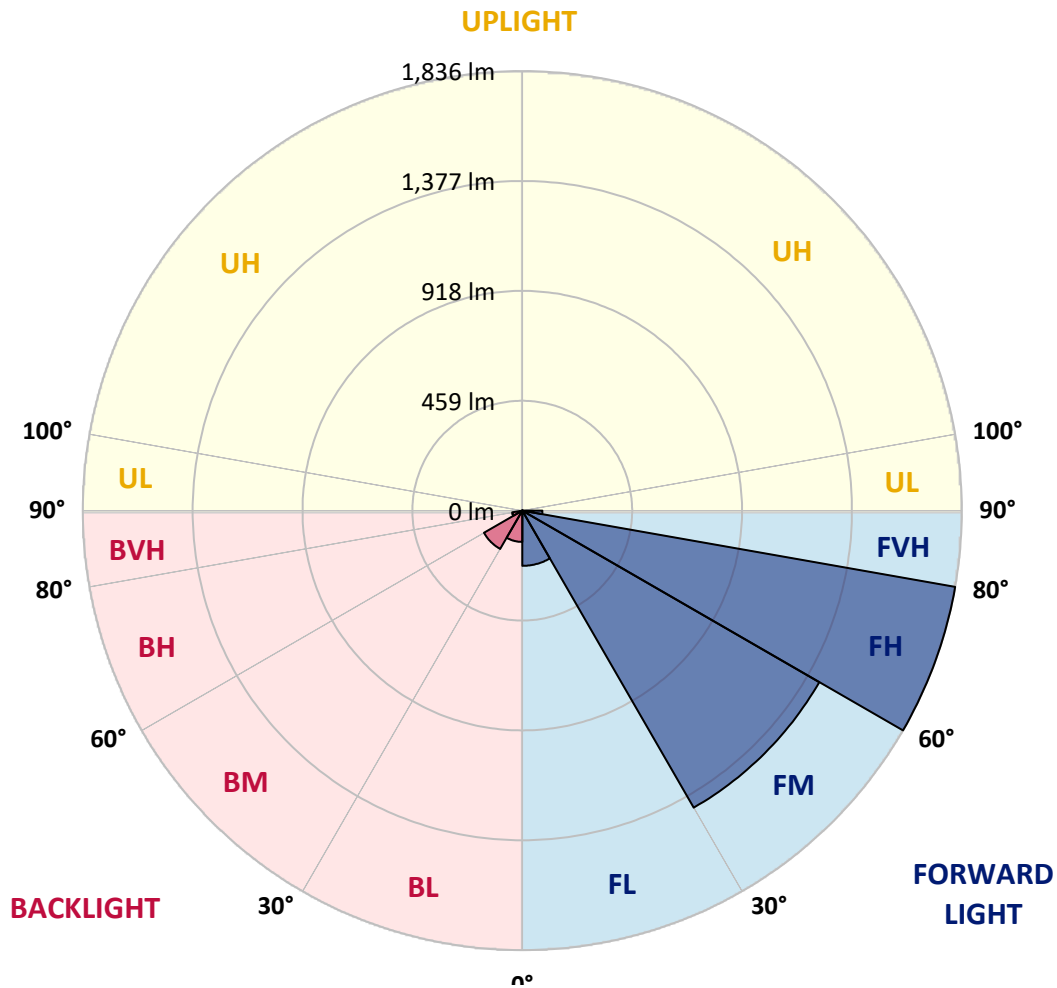
REPORT NUMBER: P385870

CATALOG NUMBER: GWC-SA1C-722-U-T4FT-HSS

**LUMINAIRE CLASSIFICATION SYSTEM LUMEN TABLE AND BUG RATING:**

Zone	Lumens	% Fixture	Zone Rating/Lumen Limit		
			B	U	G
FL (0°-30°)	230.7	5.9			
FM (30°-60°)	1432.7	36.3			
FH (60°-80°)	1836.1	46.6			G2/5000
FVH (80°-90°)	84.1	2.1			G1/100
BL (0°-30°)	130.7	3.3	B1/500		
BM (30°-60°)	185.0	4.7	B0/220		
BH (60°-80°)	43.0	1.1	B0/110		G0/110
BVH (80°-90°)	0.7	0.0			G0/10
UL (90°-100°)	0.0	0.0		U0/0	
UH (100°-180°)	0.0	0.0		U0/0	

**BUG Rating: B1-U0-G2**  
 Type IV Short





REPORT NUMBER: P385870

CATALOG NUMBER: GWC-SA1C-722-U-T4FT-HSS

**CANDELA DISTRIBUTION (FULL):**

	0°	5°	15°	25°	31°	35°	45°	55°	65°	75°	85°
0°	678.4	678.4	678.4	678.4	678.4	678.4	678.4	678.4	678.4	678.4	678.4
2.5°	642.9	645.6	648.5	649.1	653.9	654.1	661.0	666.2	671.5	676.5	678.2
5°	576.9	581.3	586.6	591.8	602.0	606.0	623.0	640.4	657.0	672.8	680.5
7.5°	506.5	511.5	518.8	531.8	543.1	551.1	577.9	608.7	639.6	668.8	685.5
10°	442.2	446.9	454.6	468.3	485.8	496.6	532.7	575.6	620.9	665.1	693.1
12.5°	401.3	403.8	408.1	422.7	438.6	450.7	493.2	546.2	605.5	664.9	705.2
15°	393.8	394.6	391.1	397.7	410.0	421.8	464.8	522.5	593.7	668.0	721.0
17.5°	405.8	405.4	393.8	393.0	402.9	412.5	450.9	506.1	585.4	675.1	741.5
20°	423.9	422.6	402.5	398.8	409.2	418.3	450.0	499.9	582.3	687.1	766.4
22.5°	448.0	445.7	414.3	410.4	421.6	431.0	461.9	505.9	585.0	703.1	795.3
25°	477.9	474.5	434.5	430.3	441.7	451.1	483.3	523.1	593.1	722.6	832.0
27.5°	511.7	506.7	466.9	455.9	468.9	478.7	511.9	549.3	605.9	743.2	876.9
30°	543.5	537.0	501.1	482.9	498.8	509.8	542.8	580.6	626.3	775.1	938.5
32.5°	575.6	568.2	531.6	510.0	524.2	536.2	574.6	623.6	664.7	823.7	1020.3
35°	649.3	641.5	596.6	560.9	560.7	567.5	619.2	682.5	715.4	891.4	1117.9
37.5°	773.3	768.9	726.1	658.3	640.2	632.7	679.9	752.7	788.4	984.6	1228.1
40°	909.2	905.3	857.3	795.9	768.3	749.8	767.2	850.5	891.4	1098.4	1340.6
42.5°	1062.6	1044.2	958.6	940.2	915.5	901.4	885.8	971.1	1018.0	1222.3	1452.1
45°	1201.9	1171.0	1059.9	1032.1	1026.5	1030.0	1038.6	1133.2	1160.4	1369.5	1563.3
47.5°	1284.8	1260.5	1175.2	1148.6	1147.1	1170.0	1235.6	1316.3	1302.2	1497.8	1661.1
50°	1363.7	1341.8	1270.9	1277.5	1284.6	1315.9	1459.3	1504.6	1431.7	1614.2	1750.8
52.5°	1427.6	1394.0	1357.0	1393.8	1429.0	1479.3	1690.0	1673.6	1523.5	1706.8	1827.6
55°	1464.5	1449.2	1467.2	1504.2	1570.2	1652.0	1907.9	1814.3	1590.7	1791.3	1878.7
57.5°	1599.5	1569.6	1605.3	1637.3	1723.4	1837.8	2094.4	1919.0	1639.1	1843.6	1890.5
60°	1763.0	1738.8	1759.9	1813.1	1929.3	2063.8	2268.9	2004.5	1664.4	1877.2	1860.0
62.5°	2023.0	1991.2	1978.1	2037.7	2191.7	2338.5	2401.2	2063.8	1658.8	1862.3	1755.4
65°	2371.5	2338.5	2279.9	2333.9	2529.7	2633.3	2549.2	2076.3	1620.2	1742.1	1491.1
67.5°	2728.5	2704.5	2654.4	2745.4	2922.2	2955.6	2705.7	2045.8	1495.9	1412.6	1053.5
70°	2964.2	2954.0	2986.6	3188.1	3345.7	3336.1	2849.2	1882.0	1166.0	868.6	521.1
72.5°	2794.3	2843.3	3084.1	3449.3	3641.9	3563.2	2775.5	1445.2	666.4	334.2	150.7
73°	2653.4	2716.1	3040.3	3459.2	3665.2	3579.0	2713.6	1326.5	568.0	263.8	114.2
75°	1845.9	1922.9	2517.0	3221.6	3556.0	3410.0	2261.9	811.9	263.2	116.9	46.1
77.5°	896.2	953.2	1385.9	2327.7	2765.5	2664.2	1408.1	302.5	118.9	73.1	21.2
80°	334.6	372.0	601.6	1184.7	1598.2	1640.0	619.4	114.4	79.1	58.8	10.8
82.5°	87.6	97.6	221.9	528.3	819.1	857.3	195.3	57.7	57.9	48.4	6.6
85°	28.0	32.0	69.3	237.1	385.9	338.8	50.9	28.0	42.1	36.1	3.7
87.5°	3.5	4.4	22.0	55.8	85.1	47.3	7.9	8.3	17.9	20.1	2.1
90°	0.0	0.0	0.0	0.0	0.0	0.0	0.0	0.0	0.0	0.0	0.0



REPORT NUMBER: P385870

CATALOG NUMBER: GWC-SA1C-722-U-T4FT-HSS

**CANDELA DISTRIBUTION (continued):**

	90°	95°	105°	115°	125°	135°	145°	155°	165°	175°	180°
0°	678.4	678.4	678.4	678.4	678.4	678.4	678.4	678.4	678.4	678.4	678.4
2.5°	679.9	679.0	679.2	674.2	670.9	664.3	657.6	654.5	651.2	649.8	651.2
5°	683.4	681.7	676.7	661.2	644.8	623.6	603.7	588.7	569.8	564.6	570.0
7.5°	688.8	685.3	670.7	639.2	602.8	562.2	516.7	483.5	456.3	438.8	445.1
10°	696.7	690.2	660.7	607.2	542.0	470.2	405.6	355.2	319.5	304.9	304.3
12.5°	710.0	697.7	648.3	565.5	467.7	372.0	287.3	232.7	203.8	185.0	184.7
15°	724.7	706.6	632.7	515.6	381.3	266.5	185.0	143.6	124.8	118.9	118.1
17.5°	742.7	716.8	612.4	454.0	290.8	176.5	120.8	108.8	108.1	107.5	107.5
20°	765.2	729.0	586.4	383.6	206.3	117.9	102.6	103.4	103.8	103.0	103.2
22.5°	791.5	741.3	555.3	307.9	139.5	98.6	98.2	99.2	99.6	99.2	99.4
25°	822.0	755.6	517.5	228.6	100.7	93.6	94.5	95.9	96.9	96.9	96.9
27.5°	859.8	772.9	471.9	159.6	87.0	88.4	91.1	93.6	94.9	95.3	95.3
30°	909.0	794.6	417.3	109.4	79.1	81.4	86.4	91.3	93.8	94.2	94.4
32.5°	971.1	818.9	354.1	80.8	72.4	74.1	79.5	87.6	92.4	93.2	93.2
35°	1042.3	847.0	285.9	70.4	67.5	68.1	72.4	81.6	90.1	92.2	92.4
37.5°	1120.2	874.8	217.5	65.8	63.5	63.5	66.6	74.5	84.5	91.1	91.8
40°	1193.0	891.6	152.4	62.1	59.8	59.8	62.5	68.3	77.8	87.6	89.7
42.5°	1260.1	897.4	106.1	58.7	56.3	56.9	59.2	63.9	71.0	80.8	82.8
45°	1329.2	896.4	77.4	54.6	52.9	54.6	56.3	59.8	65.0	70.6	71.0
47.5°	1381.3	888.3	61.4	50.7	49.6	51.9	53.4	55.8	58.7	58.3	58.3
50°	1430.1	868.6	49.4	45.5	46.3	49.0	49.8	50.6	50.7	47.1	46.7
52.5°	1467.2	838.0	39.6	39.9	43.0	45.7	45.0	43.8	41.9	37.4	36.7
55°	1479.5	778.9	31.1	33.0	38.2	41.7	38.8	36.3	32.6	28.9	28.2
57.5°	1457.1	702.7	25.3	25.7	32.2	35.1	31.8	28.9	24.9	21.8	21.2
60°	1409.7	618.0	20.8	19.3	24.9	27.4	25.3	22.4	18.7	16.4	16.2
62.5°	1315.5	527.7	17.2	15.0	18.9	21.0	19.7	17.6	14.5	12.9	12.7
65°	1117.5	422.2	13.9	12.2	14.7	16.4	15.2	13.7	11.4	10.2	10.0
67.5°	780.1	285.4	11.4	10.0	11.6	12.9	12.0	11.2	9.1	8.9	9.1
70°	376.2	137.6	9.5	8.1	9.1	10.0	9.6	9.1	8.7	10.0	11.6
72.5°	107.9	46.1	7.5	6.8	7.3	7.9	8.3	8.1	9.5	12.2	14.1
73°	83.0	37.2	7.1	6.4	6.9	7.7	8.1	7.9	9.6	12.3	14.1
75°	35.5	17.9	5.4	5.2	5.8	6.8	7.1	7.1	9.6	12.5	13.5
77.5°	16.0	9.6	3.5	4.1	5.0	5.4	6.0	6.0	7.7	9.6	9.6
80°	9.1	5.2	2.7	3.1	3.7	3.7	3.7	3.3	3.5	3.9	4.2
82.5°	5.8	3.5	2.1	2.5	2.3	1.9	1.5	1.5	1.4	1.5	1.9
85°	3.3	1.9	1.9	1.5	1.0	0.8	1.0	0.8	0.2	0.0	0.2
87.5°	1.9	1.2	0.6	0.0	0.0	0.0	0.0	0.0	0.0	0.0	0.0
90°	0.0	0.0	0.0	0.0	0.0	0.0	0.0	0.0	0.0	0.0	0.0



Signify Classified - Internal  
Cooper Lighting Solutions Photometric Lab  
1121 Highway 74 South  
Peachtree City, GA 30269

Scaled Data Report



Report Generated By 670245982

Signify Classified - Internal  
Cooper Lighting Solutions Photometric Lab  
1121 Highway 74 South  
Peachtree City, GA 30269

Scaled Data Report



Signify Classified - Internal  
Cooper Lighting Solutions Photometric Lab  
1121 Highway 74 South  
Peachtree City, GA 30269

Scaled Data Report



Signify Classified - Internal  
Cooper Lighting Solutions Photometric Lab  
1121 Highway 74 South  
Peachtree City, GA 30269

Scaled Data Report





--- HS — SS

Signify Classified - Internal  
Cooper Lighting Solutions Photometric Lab  
1121 Highway 74 South  
Peachtree City, GA 30269

Scaled Data Report



u

Signify Classified - Internal  
Cooper Lighting Solutions Photometric Lab  
1121 Highway 74 South  
Peachtree City, GA 30269

Scaled Data Report



Signify Classified - Internal  
Cooper Lighting Solutions Photometric Lab  
1121 Highway 74 South  
Peachtree City, GA 30269

Scaled Data Report



(END OF REPORT)